

Rates of Change



Preliminaries

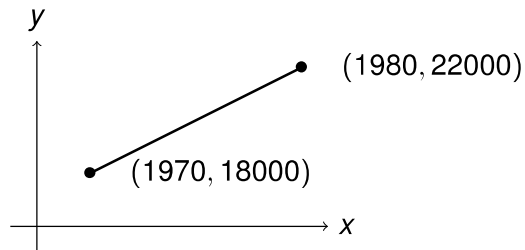
- Cartesian Coordinate System

Objectives


- Define **slope**
- Find additional points using slope

Population Growth

Year	Population
1970	18,000
1980	22,000




Finding Other Points



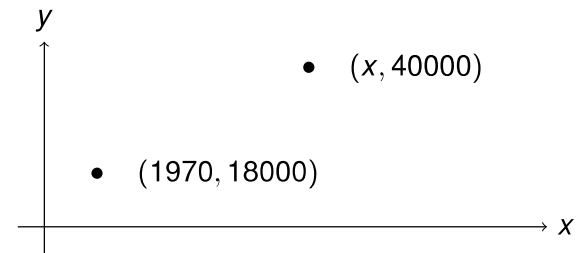
$$\begin{aligned}\text{slope} &= 400 = \frac{y - 18000}{1977 - 1970} = \frac{y - 18000}{7} \\ \Rightarrow & 7(400) = y - 18000 \\ \Rightarrow & 18000 + 7(400) = y \\ \Rightarrow & y = 20800\end{aligned}$$

Finding Other Points



$$\begin{aligned}\text{slope} &= 400 = \frac{y - 22000}{1977 - 1980} = \frac{y - 22000}{-3} \\ \implies & (-3)(400) = y - 22000 \\ \implies & 22000 - 3(400) = y \\ \implies & y = 20800\end{aligned}$$

Finding Other Points



$$\begin{aligned}\text{slope} &= 400 = \frac{40000 - 18000}{x - 1970} = \frac{22000}{x - 1970} \\ \implies & (400)(x - 1970) = 22000 \\ \implies & x - 1970 = \frac{22000}{400} = 55 \\ \implies & x = 2025\end{aligned}$$

Recap

Δ = change in

If two data points (x_1, y_1) and (x_2, y_2) are connected by a straight line, then the slope between the two points is given by the formula

$$\text{slope} = \frac{\Delta y}{\Delta x} = \frac{y_2 - y_1}{x_2 - x_1}$$

Credits

Written by: Mike Weimerskirch

Narration: Mike Weimerskirch

Graphic Design: Robert Hank

